

Parking in the Ipswich City Centre



Where Can I Park?

Ipswich City Council provides more than 3,500 car parking spaces in the Ipswich City Centre, both on and off-street. In addition, there are also a number of off-street car parks that are privately owned by businesses.

Short Stay Parking (less than 4 hours)

While there are many free on and off-street car parks located in the Ipswich City Centre, time restrictions and parking meters are also installed throughout the CBD. These aim to promote turnover and make parking spaces more readily available for people who are shopping, conducting business or visiting a doctor, where the duration of the task is usually less than 4 hours.

Parking meters operate from:

- 8.00 am to 5.00 pm Monday to Friday
- 8.00 am to 11.30 am Saturday

Outside these times and on public holidays on-street parking is free. However other parking restrictions may still apply, so you should always check the information on the parking signs.

Long Stay Parking (more than 4 hours)

There is also a requirement by some people to park for longer than 4 hours, usually by workers whose place of employment is in the Ipswich City Centre. There are a number of options available both on and off-street for long stay parking.

The map over shows the long stay parking options and the metered parking areas in the Ipswich City Centre.

As the city grows, parking restrictions are regularly updated to balance the needs of shoppers, businesses and workers.



Council Car Parks

Council provides off-street parking at several locations:

- Roderick Street*
- Marsden Parade (south)
- Marsden Parade (north)
- Nerima Gardens
- Denmark Hill

* Council and Library customers only

Private Car Parks

There are also a number of privately operated car parks that are also available:

- Ipswich City Square (Bremer Street)
- Health Plaza (Bell Street)
- Ipswich General Hospital (Chelmsford Avenue)

Please note: As these car parks are operated by private entities, Council is not responsible for them and does not set the fees.

Some Key Parking Signs

There are many different parking restriction signs. Some common signs and their meanings are listed below.



Parking time limits apply as indicated on the sign, these parking zones require payment if the word 'METER' is displayed.



A driver must not stop on a length of road to which a no stopping sign applies. Alternatively, there may be a yellow edge line which also means no stopping. These lines are generally used on their own and in some instances have been used together with the no stopping signs.



Unless otherwise signed, vehicles may stop in a loading zone for up to 2 minutes if dropping-off/picking-up passengers or for up to 20 minutes when dropping-off/picking-up goods.

For more information on the different parking signs go to Ipswich.qld.gov.au/parking or refer to the Transport Operations (Road Use Management - Road Rules) Regulation 2009.






Parking Tips

- Display ticket clearly on kerbside of dashboard.
- Pay with coins if card payment is unavailable.
- No change is given.
- If the nearest parking meter is not working, purchase a ticket from the next closest meter.
- You are only entitled to park for the sign-posted time period, you must then vacate the parking space.

Disability Parking Permits

Disabled Parking Zones are only for motorists with a valid Australian Disability Parking Permit.

Motorists issued with an Australian Disability Parking Permit (ADPP) are entitled to:



- Park in any space provided for a person with a disability in an on-street or off-street parking location.
- Park in local government metered or regulated parking areas free of charge for the following periods:
 - where the time limit specified by a sign is less than 30 minutes, permit holders are allowed to park for up to 30 minutes,
 - where the time limit specified by a sign is 30 minutes or more, permit holders are allowed to park for an unlimited amount of time.

Permit holders are not permitted to park in restricted parking areas, such as clearways, no stopping and loading areas and bus zones.



City of
Ipswich

Ipswich City Council
PO Box 191, Ipswich
QLD 4305, Australia

Phone (07) 3810 6666
Fax (07) 3810 6731
council@ipswich.qld.gov.au
ipswich.qld.gov.au

Parking Meter Faults
(07) 3810 7575








Join us online:



City of
Ipswich



LEGEND

-  Free Long Stay On Street Parking
-  Free Long Stay Off Street Parking
*Some restrictions may apply
-  Free Short Stay Off Street Parking
-  Free Motorcycle Parking
-  Free Parking | 15 Mins Max
-  Free Parking | 30 Mins Max
-  Free Disabled Parking Bay

Indicative only, map subject to change and actual parking restrictions may differ. Current as at May 2018.